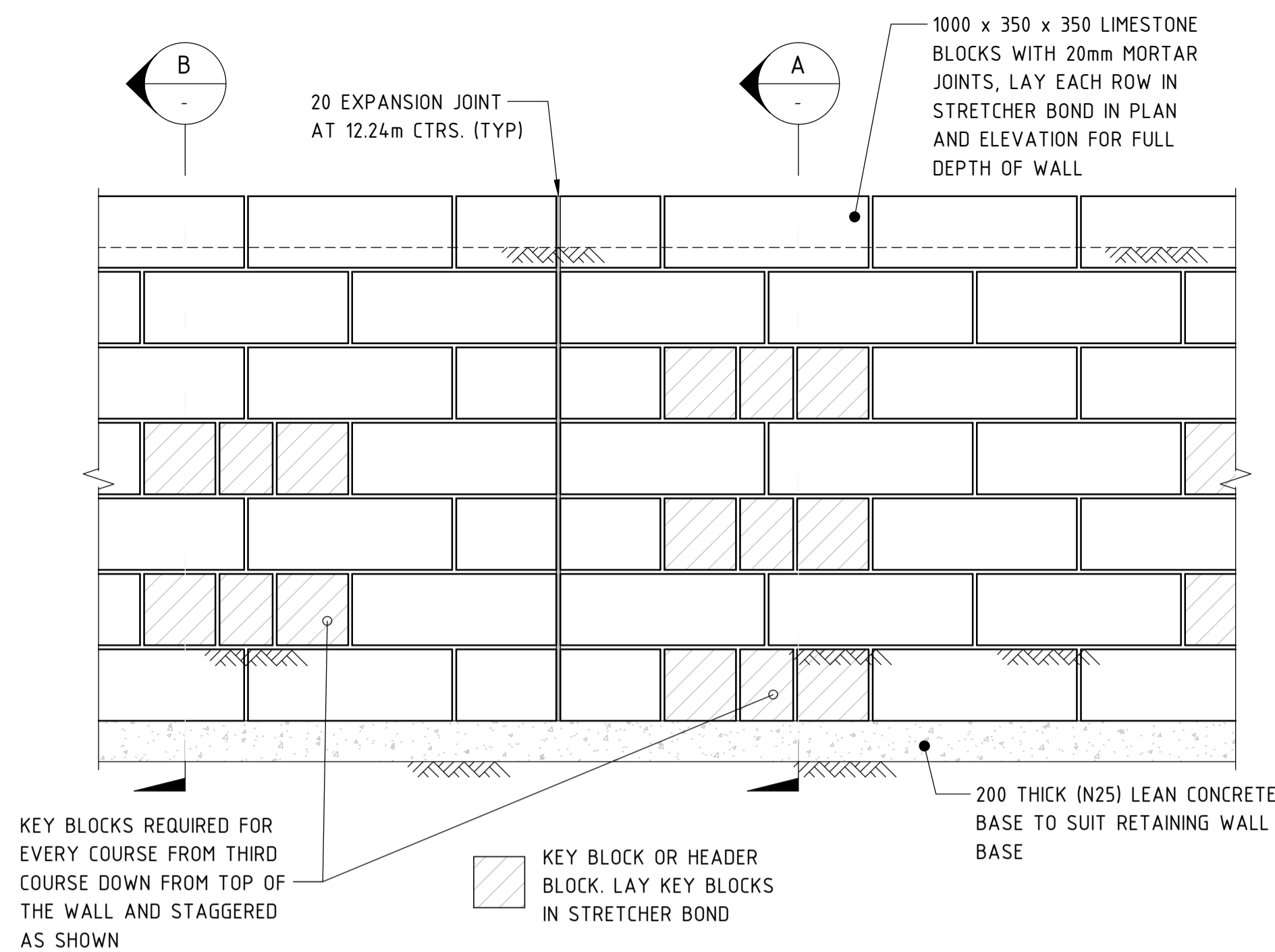


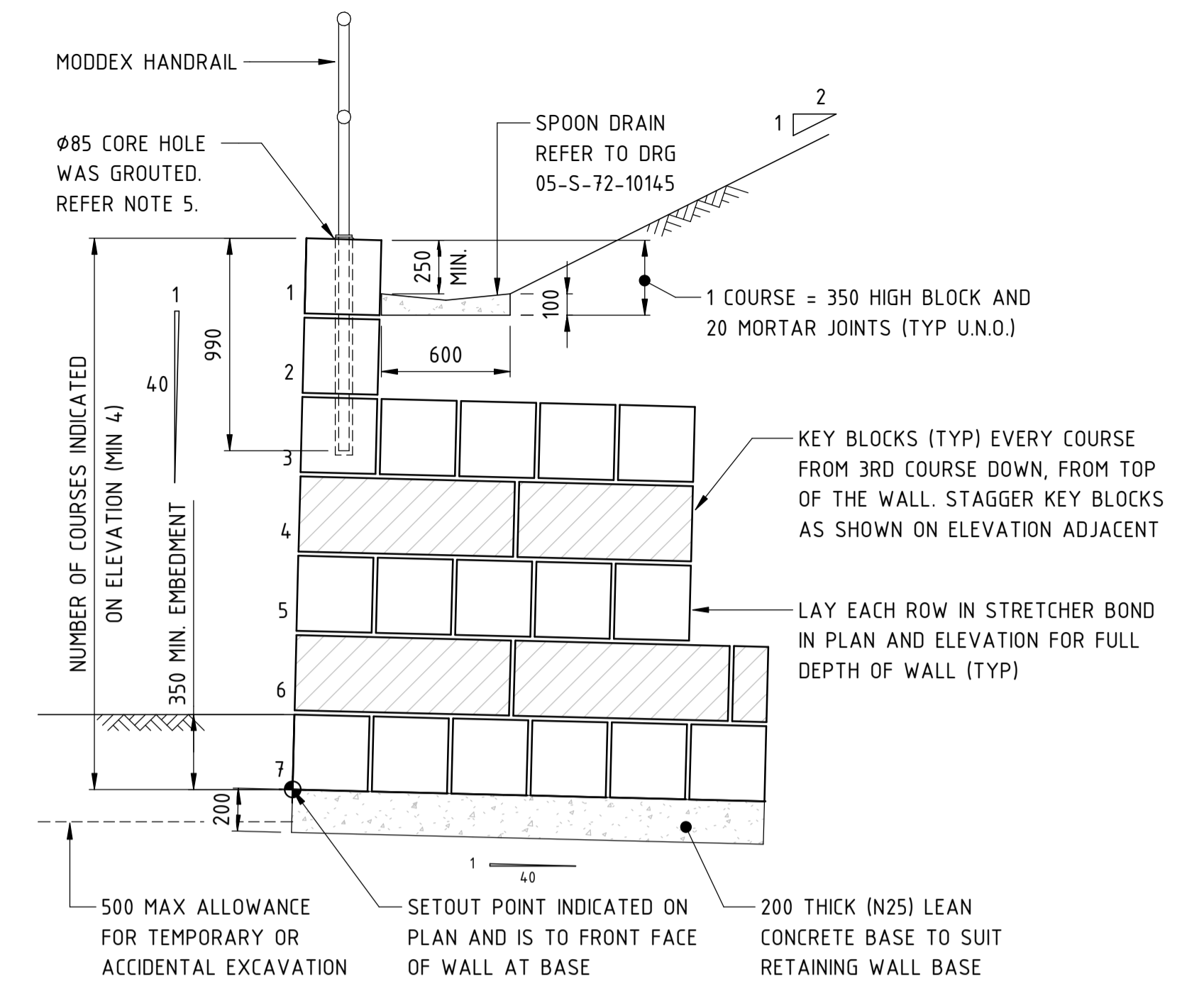
TYPICAL TYPE 3 LIMESTONE RETAINING WALL DETAIL

SECTION **A**
SCALE 1 : 25



TYPICAL TYPE 3 LIMESTONE RETAINING WALL ELEVATION

SCALE 1 : 25

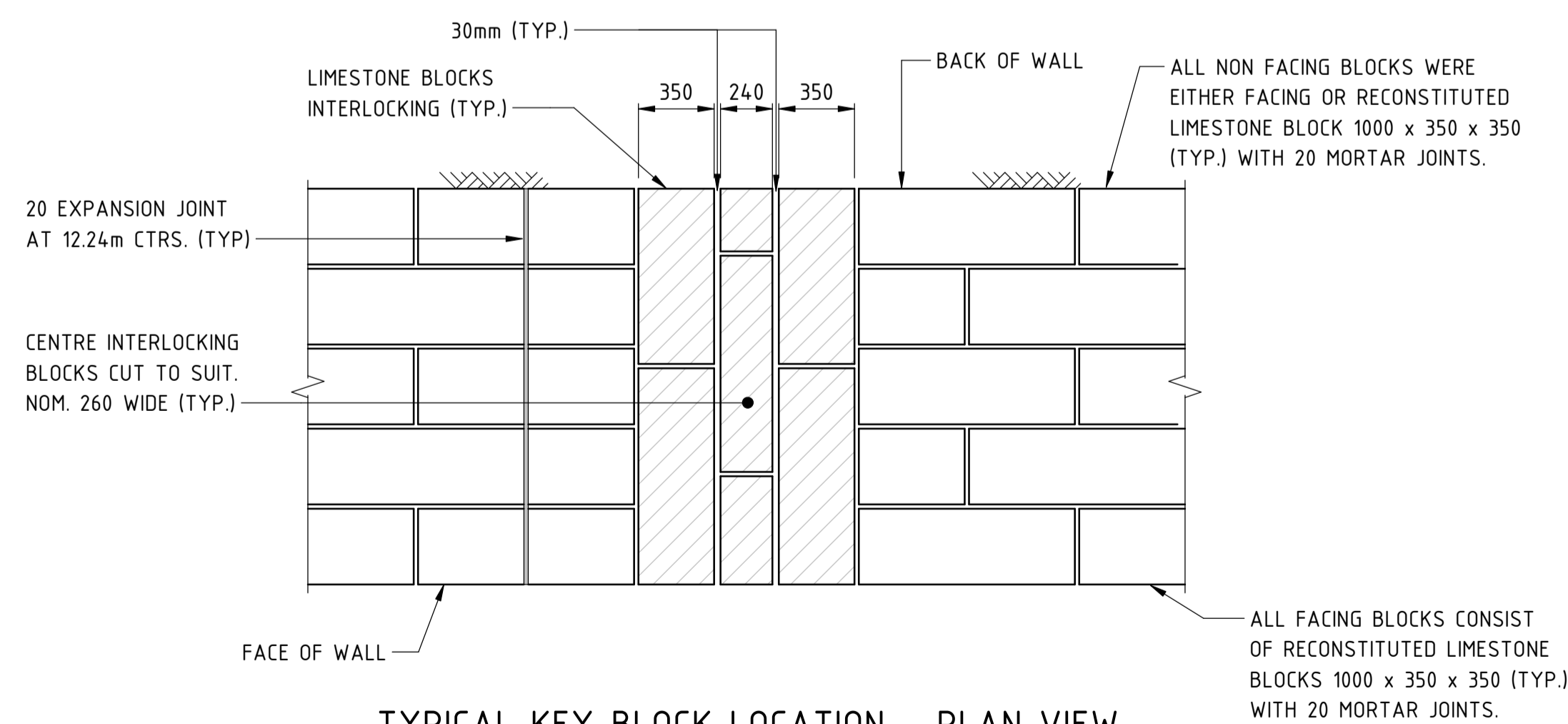


TYPICAL TYPE 3 LIMESTONE RETAINING WALL DETAIL

SECTION **B**
SCALE 1 : 25

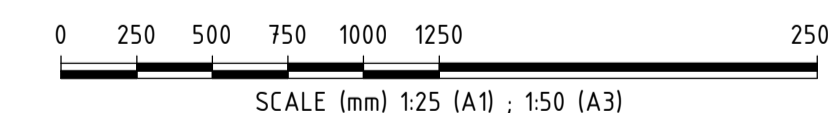
NOTES:

- FOR GENERAL NOTES, REFER BELOW:
GENERAL NOTES: 05-S-72-10122
CONCRETE NOTES: 05-S-72-10123
STEELWORK NOTES: 05-S-72-10124
LIMESTONE NOTES: 05-S-72-10125
- TYPE 3 RETAINING WALL HAS BEEN DESIGNED FOR THE FOLLOWING LOAD CASES:
a. 2.5kPa SURCHARGE LOAD ON BATTER SLOPE
b. 5kPa SURCHARGE LOAD ON MAINTENANCE ACCESS PATH (TRAFFICABLE ONLY BY FOOT) IMMEDIATELY BEHIND THE TOP OF THE WALL
- ALL TEMPORARY WORKS COVERED SEPARATELY AND TO BE DESIGNED BY OTHERS.
- APPROPRIATE CONTROLS AND STAKEHOLDERS INTERFACING SHALL BE OUT IN PLACE DURING ANY EXCAVATION WORKS TO ENSURE THAT THE ABOVE SURCHARGE LOADS ARE NOT EXCEEDED.
- POSTS FOR HANDRAIL AND FENCING ARE TO BE PLACED CENTRAL TO THE TOP ROW OF BLOCKS IN PLAN. APPROVED NON-SHRINK, NON-FLOWABLE CONSTRUCTION GROUT SUCH AS 'PARCHEM CONBEXTRA GP' OR 'BASF MASTERFLOW 700' SHALL BE USED TO ANCHOR THE POST INTO THE CORED HOLES.
- REFER TO GEOTECHNICAL DESIGN MEMO: TCY-GHA-T00-GE-MMO-0002 FOR SOIL PARAMETERS AND GLOBAL STABILITY ANALYSIS OF THE WALL.
- REFER TO GROUND MOVEMENT IMPACT ASSESSMENT (GIMIA) AND MONITORING PLAN (IMP) REPORT TBC FOR WALL MONITORING REQUIREMENTS.
- BACKFILL AND COMPACT IN ACCORDANCE WITH PROJECT SPECIFICATION 905. USE ONLY LIGHT COMPACTION EQUIPMENT WITHIN THE HEIGHT OF THE RETAINING WALL FROM THE BACK FACE OF THE WALL.



TYPICAL KEY BLOCK LOCATION - PLAN VIEW

SCALE 1 : 25



REV	DATE	AMENDMENT	DSN	DRN	CHKD	APP
2	09.09.25	AS CONSTRUCTED	JW	MD	CN	HV
1	25.03.25	ISSUED FOR CONSTRUCTION	JW	LY	RSM	FM
0	30.10.23	ISSUED FOR CONSTRUCTION	HP/HM	LY	RSM	FM



TCY-GHA-T00-MS-DRG-2755

REFERENCES

SCALE : 1 : 25 (@ A1)
DATUM :
HORIZONTAL: PCG2020
VERTICAL: AHD71
PTA ACCEPTANCE STAMP
A14993482

DESIGNED H.PATEL
DRAWN S.TAN
CHECKED J.WONG
APPROVED FOR ISSUE
EXECUTIVE DIRECTOR
PTA Division / External Company
DATE

AS CONSTRUCTED



THORNIE COCKBURN LINK

RETAINING WALLS - PACKAGE TCL-003C1
RETAINING WALL DETAILS
SHEET 2

PTA Drawing No: 05-S-72-10141 REV: 2