

www.hilti.ca

Company:  
 Address:  
 Phone | Fax: |  
 Design: 407233 Sidewall FPs w/ Prying (4-Bolt)  
 Fastening point:

Page: 1  
 Specifier:  
 E-Mail:  
 Date: 12/1/2022

**Specifier's comments:**

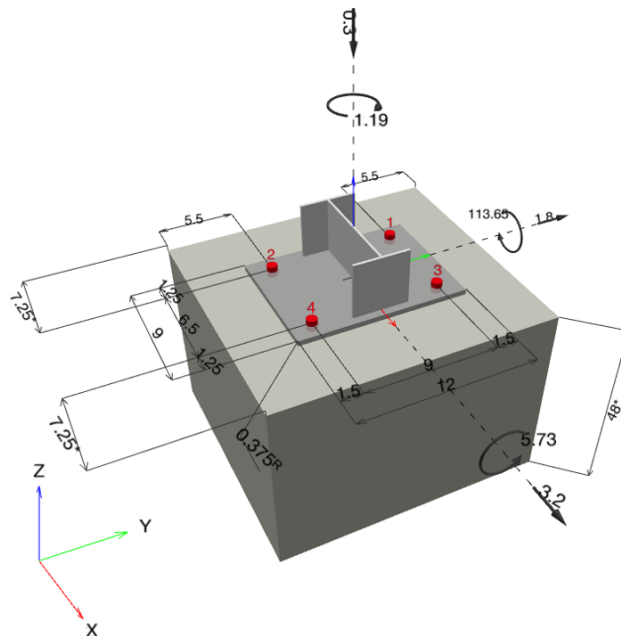
**1 Input data**



<b>Anchor type and diameter:</b>	<b>KWIK HUS-EZ (KH-EZ) 3/4 (7 1/4)</b>
Item number:	not available
Effective embedment depth:	$h_{ef,act} = 5.690$ in., $h_{nom} = 7.250$ in.
Material:	Carbon Steel
Evaluation Service Report:	ESR-3027
Issued   Valid:	-   -
Proof:	Design Method CSA A23.3-14 / Mech.
Stand-off installation:	$e_b = 0.000$ in. (no stand-off); $t = 0.375$ in.
Anchor plate <sup>R</sup> :	$l_x \times l_y \times t = 9.000$ in. x $12.000$ in. x $0.375$ in.; (Recommended plate thickness: not calculated)
Profile:	W shape (AISC), W8X10; (L x W x T x FT) = $7.890$ in. x $3.940$ in. x $0.170$ in. x $0.205$ in.
Base material:	cracked concrete, $f'_c = 4.625$ ksi; $h = 48.000$ in.
<b>Installation:</b>	<b>hammer drilled hole, Installation condition: Dry</b>
Reinforcement:	tension: condition A, shear: condition A; no supplemental splitting reinforcement present edge reinforcement: > 15M bar with stirrups ( $s \leq 100$ mm)

<sup>R</sup> - The anchor calculation is based on a rigid anchor plate assumption.

**Geometry [in.] & Loading [kip, in.kip]**





www.hilti.ca

Company:		Page:	2
Address:		Specifier:	
Phone   Fax:		E-Mail:	
Design:	407233 Sidewall FPs w/ Prying (4-Bolt)	Date:	12/1/2022
Fastening point:			

1.1 Load combination and design results

Case	Description	Forces [kip] / Moments [in.kip]	Seismic	Max. Util. Anchor [%]
1	71 1.25(D+CL)+1.5BSL	N = -6.100; V <sub>x</sub> = -2.900; V <sub>y</sub> = 0.000; M <sub>x</sub> = 0.000000; M <sub>y</sub> = -59.730000; M <sub>z</sub> = 0.000000;	no	30
2	82 .9D+1.4(WPERP+ EDGE STRIP PERP -IP)	N = -0.300; V <sub>x</sub> = 3.200; V <sub>y</sub> = 1.800; M <sub>x</sub> = 5.730000; M <sub>y</sub> = -113.650000; M <sub>z</sub> = -1.190000;	no	61
3	72 1.25(D+CL)+1.5USL	N = -8.300; V <sub>x</sub> = 2.400; V <sub>y</sub> = 0.000; M <sub>x</sub> = 0.000000; M <sub>y</sub> = -0.620000; M <sub>z</sub> = 0.000000;	no	25
4	83 .9D+1.4(WIND PAR (-Z) +EDGE STRIP PAR (-Z) +IP)	N = 8.600; V <sub>x</sub> = -0.200; V <sub>y</sub> = -2.700; M <sub>x</sub> = -10.300000; M <sub>y</sub> = -36.910000; M <sub>z</sub> = -3.320000;	no	41
5	83 .9D+1.4(WIND PAR (-Z) +EDGE STRIP PAR (-Z) +IP)	N = 8.600; V <sub>x</sub> = -0.200; V <sub>y</sub> = -2.700; M <sub>x</sub> = -10.300000; M <sub>y</sub> = -36.910000; M <sub>z</sub> = -3.320000;	no	41
6	86 .9D+1.4(WIND PAR (+Z) +EDGE STRIP PAR (-Z) -IP)	N = 5.000; V <sub>x</sub> = -0.100; V <sub>y</sub> = 3.000; M <sub>x</sub> = 13.140000; M <sub>y</sub> = -39.990000; M <sub>z</sub> = -1.310000;	no	34
7	83 .9D+1.4(WIND PAR (-Z) +EDGE STRIP PAR (-Z) +IP)	N = 8.600; V <sub>x</sub> = -0.200; V <sub>y</sub> = -2.700; M <sub>x</sub> = -10.300000; M <sub>y</sub> = -36.910000; M <sub>z</sub> = -3.320000;	no	41
8	86 .9D+1.4(WIND PAR (+Z) +EDGE STRIP PAR (-Z) -IP)	N = 5.000; V <sub>x</sub> = -0.100; V <sub>y</sub> = 3.000; M <sub>x</sub> = 13.140000; M <sub>y</sub> = -39.990000; M <sub>z</sub> = -1.310000;	no	34
9	83 .9D+1.4(WIND PAR (-Z) +EDGE STRIP PAR (-Z) +IP)	N = 0.100; V <sub>x</sub> = 0.200; V <sub>y</sub> = -0.200; M <sub>x</sub> = -4.950000; M <sub>y</sub> = -23.930000; M <sub>z</sub> = -8.640000;	no	13
10	76 1.25(D+CL)+1.4(WIND PAR (+Z) +EDGE STRIP PAR (+Z) +IP)	N = 1.000; V <sub>x</sub> = -1.700; V <sub>y</sub> = -0.100; M <sub>x</sub> = -4.030000; M <sub>y</sub> = -64.490000; M <sub>z</sub> = 9.010000;	no	36
<b>11</b>	<b>82 .9D+1.4(WPERP+ EDGE STRIP PERP -IP)</b>	<b>N = -0.300; V<sub>x</sub> = 3.200; V<sub>y</sub> = 1.800; M<sub>x</sub> = 5.730000; M<sub>y</sub> = -113.650000; M<sub>z</sub> = -1.190000;</b>	<b>no</b>	<b>61</b>
12	72 1.25(D+CL)+1.5USL	N = -3.000; V <sub>x</sub> = -2.200; V <sub>y</sub> = 0.000; M <sub>x</sub> = 0.000000; M <sub>y</sub> = -85.900000; M <sub>z</sub> = 0.000000;	no	39

www.hilti.ca

Company:  
 Address:  
 Phone | Fax: |  
 Design: 407233 Sidewall FPs w/ Prying (4-Bolt)  
 Fastening point:

Page: 3  
 Specifier:  
 E-Mail:  
 Date: 12/1/2022

## 2 Load case/Resulting anchor forces

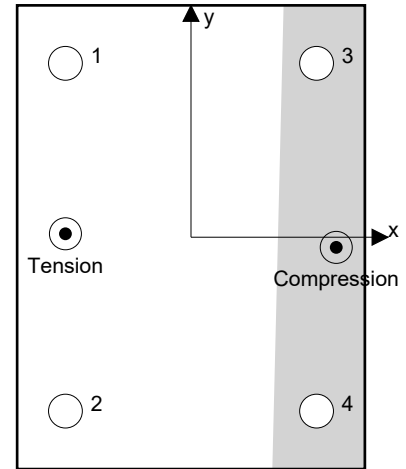
Controlling load case: 11 82 .9D+1.4(WPERP+ EDGE STRIP PERP -IP)

### Anchor reactions [kip]

Tension force: (+Tension, -Compression)

Anchor	Tension force	Shear force	Shear force x	Shear force y
1	8.185	0.971	0.843	0.481
2	7.868	0.897	0.757	0.481
3	0.000	0.942	0.843	0.419
4	0.000	0.865	0.757	0.419

max. concrete compressive strain: 0.30 [‰]  
 max. concrete compressive stress: 1.310 [ksi]  
 resulting tension force in (x/y)=(-3.250/0.089): 16.053 [kip]  
 resulting compression force in (x/y)=(3.760/-0.263): 16.353 [kip]



Anchor forces are calculated based on the assumption of a rigid anchor plate.

## 3 Tension load

	Load $N_r$ [kip]	Capacity $N_r$ [kip]	Utilization $\beta_N = N_r/N_r$	Status
Steel Strength*	8.185	19.048	43	OK
Pullout Strength*	N/A	N/A	N/A	N/A
Concrete Breakout Failure**	16.053	27.735	58	OK

\* highest loaded anchor \*\*anchor group (anchors in tension)

### 3.1 Steel Strength

$N_{s,uta} = A_{se} f_{uta}$  = ESR value refer to ICC-ES ESR-3027  
 $N_{sar} = A_{se} \phi_s f_{uta} R$  CSA A23.3-14 Eq. D.2  
 $N_{sar} \geq N_{fa}$  CSA A23.3-14 Table D.1

#### Variables

n	$A_{se,N}$ [in. <sup>2</sup> ]	$f_{uta}$ [ksi]
1	0.39	81.600

#### Calculations

$$\frac{N_{s,uta} \text{ [kip]}}{32.013}$$

#### Results

$N_{s,uta}$ [kip]	$\phi_s$	R	$N_{sar}$ [kip]	$N_{fa}$ [kip]
32.013	0.850	0.700	19.048	8.185



www.hilti.ca

Company:  
 Address:  
 Phone | Fax: |  
 Design: 407233 Sidewall FPs w/ Prying (4-Bolt)  
 Fastening point:

Page: 4  
 Specifier:  
 E-Mail:  
 Date: 12/1/2022

**3.2 Concrete Breakout Failure**

$$N_{cbgr} = \left( \frac{A_{Nc}}{A_{Nc0}} \right) \Psi_{ec,N} \Psi_{ed,N} \Psi_{c,N} \Psi_{cp,N} N_{br} \quad \text{CSA A23.3-14 Eq. D.4}$$

$$N_{cbgr} \geq N_{fa,g} \quad \text{CSA A23.3-14 Table D.1}$$

$$A_{Nc} \text{ see CSA A23.3-14, Part D.6.2.1, Fig. D.7}$$

$$A_{Nc0} = 9 h_{ef}^2 \quad \text{CSA A23.3-14 Eq. D.5}$$

$$\Psi_{ec,N} = \left( \frac{1}{1 + \frac{2 e_{1,N}}{3 h_{ef}}} \right) \leq 1.0 \quad \text{CSA A23.3-14 Eq. D.8}$$

$$\Psi_{ed,N} = 0.7 + 0.3 \left( \frac{c_{a,min}}{1.5 h_{ef}} \right) \leq 1.0 \quad \text{CSA A23.3-14 Eq. D.11}$$

$$\Psi_{cp,N} = \text{MAX} \left( \frac{c_{a,min}}{c_{ac}}, \frac{1.5 h_{ef}}{c_{ac}} \right) \leq 1.0 \quad \text{CSA A23.3-14 Eq. D.13}$$

$$N_{br} = K_c \phi_c \lambda_a \sqrt{f_c} h_{ef}^{1.5} R \quad \text{CSA A23.3-14 Eq. D.6}$$

**Variables**

$h_{ef}$ [in.]	$e_{1,N}$ [in.]	$e_{2,N}$ [in.]	$c_{a,min}$ [in.]	$\Psi_{c,N}$
4.833	0.000	0.089	5.500	1.000
$c_{ac}$ [in.]	$K_c$	$\lambda_a$	$f_c$ [ksj]	
22.800	17.0	1.000	4.625	

**Calculations**

$A_{Nc}$ [in. <sup>2</sup> ]	$A_{Nc0}$ [in. <sup>2</sup> ]	$\Psi_{ec1,N}$	$\Psi_{ec2,N}$	$\Psi_{ed,N}$	$\Psi_{cp,N}$
290.00	210.25	1.000	0.988	0.928	1.000

**Results**

$\phi_c$	R	$N_{br}$ [kip]	$N_{cbgr}$ [kip]	$N_{fa,g}$ [kip]
0.650	1.150	21.944	27.735	16.053



www.hilti.ca

Company:		Page:	5
Address:		Specifier:	
Phone   Fax:		E-Mail:	
Design:	407233 Sidewall FPs w/ Prying (4-Bolt)	Date:	12/1/2022
Fastening point:			

### 4 Shear load

	Load $V_f$ [kip]	Capacity $V_r$ [kip]	Utilization $\beta_v = V_f/V_r$	Status
Steel Strength*	0.971	9.205	11	OK
Steel failure (with lever arm)*	N/A	N/A	N/A	N/A
Pryout Strength**	3.672	66.603	6	OK
Concrete edge failure in direction x+**	3.672	9.563	39	OK

\* highest loaded anchor    \*\*anchor group (relevant anchors)

#### 4.1 Steel Strength

$V_{s,uta}$  = ESR value                      refer to ICC-ES ESR-3027  
 $V_{sar} = 0.6 A_{se,v} \phi_s f_{uta} R$             CSA A23.3-14 Eq. D.31  
 $V_{sar} \geq V_{fa}$                                   CSA A23.3-14 Table D.1

#### Variables

n	$A_{se,v}$ [in. <sup>2</sup> ]	$f_{uta}$ [ksi]
1	0.39	81.600

#### Calculations

$V_{s,uta}$ [kip]	16.660
-------------------	--------

#### Results

$V_{s,uta}$ [kip]	$\phi_s$	R	$V_{sar}$ [kip]	$V_{fa}$ [kip]
16.660	0.850	0.650	9.205	0.971



www.hilti.ca

Company:  
 Address:  
 Phone | Fax: |  
 Design: 407233 Sidewall FPs w/ Prying (4-Bolt)  
 Fastening point:

Page: 6  
 Specifier:  
 E-Mail:  
 Date: 12/1/2022

**4.2 Pryout Strength**

$$V_{cpgr} = K_{cp} \left[ \left( \frac{A_{Nc}}{A_{Nc0}} \right) \Psi_{ec,N} \Psi_{ed,N} \Psi_{c,N} \Psi_{cp,N} N_{br} \right] R \quad \text{CSA A23.3-14 Eq. D.45}$$

$$V_{cpgr} \geq V_{fa,g} \quad \text{CSA A23.3-14 Table D.1}$$

$A_{Nc}$  see CSA A23.3-14, Part D.6.2.1, Fig. D.7

$$A_{Nc0} = 9 h_{ef}^2 \quad \text{CSA A23.3-14 Eq. D.5}$$

$$\Psi_{ec,N} = \left( \frac{1}{1 + \frac{2 e'_{1,N}}{3 h_{ef}}} \right) \leq 1.0 \quad \text{CSA A23.3-14 Eq. D.8}$$

$$\Psi_{ed,N} = 0.7 + 0.3 \left( \frac{c_{a,min}}{1.5 h_{ef}} \right) \leq 1.0 \quad \text{CSA A23.3-14 Eq. D.11}$$

$$\Psi_{cp,N} = \text{MAX} \left( \frac{c_{a,min}}{c_{ac}}, \frac{1.5 h_{ef}}{c_{ac}} \right) \leq 1.0 \quad \text{CSA A23.3-14 Eq. D.13}$$

$$N_{br} = K_c \phi_c \lambda_a \sqrt{f'_c} h_{ef}^{1.5} \quad \text{CSA A23.3-14 Eq. D.6}$$

**Variables**

$k_{cp}$	$h_{ef}$ [in.]	$e'_{1,N}$ [in.]	$e'_{2,N}$ [in.]	$c_{a,min}$ [in.]
2	4.833	0.159	0.282	5.500
$\Psi_{c,N}$	$c_{ac}$ [in.]	$k_c$	$\lambda_a$	$f'_c$ [ksi]
1.000	22.800	17.0	1.000	4.625

**Calculations**

$A_{Nc}$ [in. <sup>2</sup> ]	$A_{Nc0}$ [in. <sup>2</sup> ]	$\Psi_{ec1,N}$	$\Psi_{ec2,N}$	$\Psi_{ed,N}$	$\Psi_{cp,N}$
420.00	210.25	0.979	0.962	0.928	1.000

**Results**

$\phi_c$	$N_{br}$ [kip]	$V_{cpgr}$ [kip]	R	$V_{cpgr}$ [kip]	$V_{fa,g}$ [kip]
0.650	19.081	66.603	1.000	66.603	3.672

**www.hilti.ca**

Company:		Page:	7
Address:		Specifier:	
Phone   Fax:		E-Mail:	
Design:	407233 Sidewall FPs w/ Prying (4-Bolt)	Date:	12/1/2022
Fastening point:			

**4.3 Concrete edge failure in direction x+**

$$V_{cbgr} = \left( \frac{A_{Vc}}{A_{Vc0}} \right) \Psi_{ec,V} \Psi_{ed,V} \Psi_{c,V} \Psi_{h,V} \Psi_{\alpha,V(D.7.2.1(c))} V_{br} \quad \text{CSA A23.3-14 Eq. D.33}$$

$$V_{cbgr} \geq V_{fa,g} \quad \text{CSA A23.3-14 Table D.1}$$

$$A_{Vc} \text{ see CSA A23.3-14, Part D.7.2.1, Fig. D.13}$$

$$A_{Vc0} = 4.5 c_{a1}^2 \quad \text{CSA A23.3-14 Eq. D.34}$$

$$\Psi_{ec,V} = \left( \frac{1}{1 + \frac{2e_v}{3c_{a1}}} \right) \leq 1.0 \quad \text{CSA A23.3-14 Eq. D.38}$$

$$\Psi_{ed,V} = 0.7 + 0.3 \left( \frac{c_{a2}}{1.5c_{a1}} \right) \leq 1.0 \quad \text{CSA A23.3-14 Eq. D.41}$$

$$\Psi_{h,V} = \sqrt{\frac{1.5c_{a1}}{h_a}} \geq 1.0 \quad \text{CSA A23.3-14 Eq. D.42}$$

$$V_{br} = 3.75 \lambda_a \phi_c \sqrt{f_c} c_{a1}^{1.5} R \quad \text{CSA A23.3-14 Eq. D.36}$$

**Variables**

$c_{a1}$ [in.]	$c_{a2}$ [in.]	$e_v$ [in.]	$\Psi_{c,V}$	$h_a$ [in.]
7.250	5.500	0.213	1.400	48.000
$l_e$ [in.]	$\lambda_a$	$d_a$ [in.]	$f_c$ [ksi]	$\Psi_{\alpha,V(D.7.2.1(c))}$
5.690	1.000	0.750	4.625	1.000

**Calculations**

$A_{Vc}$ [in. <sup>2</sup> ]	$A_{Vc0}$ [in. <sup>2</sup> ]	$\Psi_{ec,V}$	$\Psi_{ed,V}$	$\Psi_{h,V}$
217.50	236.53	0.981	0.852	1.000

**Results**

$\phi_c$	R	$V_{br}$ [kip]	$V_{cbgr}$ [kip]	$V_{fa,g}$ [kip]
0.650	1.150	8.893	9.563	3.672

**5 Combined tension and shear loads**

$\beta_N = N_r/N_r$	$\beta_V = V_r/V_r$	$\zeta$	Utilization $\beta_{NV}$ [%]	Status
0.579	0.384	5/3	61	OK

$$\beta_{NV} = \beta_N^{\zeta} + \beta_V^{\zeta} \leq 1$$



www.hilti.ca

---

Company:		Page:	8
Address:		Specifier:	
Phone   Fax:		E-Mail:	
Design:	407233 Sidewall FPs w/ Prying (4-Bolt)	Date:	12/1/2022
Fastening point:			

---

## 6 Warnings

- The anchor design methods in PROFIS Engineering require rigid anchor plates per current regulations (AS 5216:2021, ETAG 001/Annex C, EOTA TR029 etc.). This means load re-distribution on the anchors due to elastic deformations of the anchor plate are not considered - the anchor plate is assumed to be sufficiently stiff, in order not to be deformed when subjected to the design loading. PROFIS Engineering calculates the minimum required anchor plate thickness with CBFEM to limit the stress of the anchor plate based on the assumptions explained above. The proof if the rigid anchor plate assumption is valid is not carried out by PROFIS Engineering. Input data and results must be checked for agreement with the existing conditions and for plausibility!
- Condition A applies when supplementary reinforcement is used. The R factor is increased for non-steel Design Strengths except Pullout Strength and Pryout strength. Condition B applies when supplementary reinforcement is not used and for Pullout Strength and Pryout Strength. Refer to your local standard.
- Checking the transfer of loads into the base material is required in accordance with CSA A23.3!
- Hilti post-installed anchors shall be installed in accordance with the Hilti Manufacturer's Printed Installation Instructions (MPII). Reference CSA A23.3-14 Annex D, Clause D.10.1

**Fastening meets the design criteria!**

www.hilti.ca

Company:  
 Address:  
 Phone | Fax: |  
 Design: 407233 Sidewall FPs w/ Prying (4-Bolt)  
 Fastening point:

Page: 9  
 Specifier:  
 E-Mail:  
 Date: 12/1/2022

## 7 Installation data

Profile: W shape (AISC), W8X10; (L x W x T x FT) = 7.890 in. x 3.940 in. x 0.170 in. x 0.205 in.

Hole diameter in the fixture:  $d_f = 0.875$  in.

Plate thickness (input): 0.375 in.

Recommended plate thickness: not calculated

Drilling method: Hammer drilled

Cleaning: Manual cleaning of the drilled hole according to instructions for use is required.

Anchor type and diameter: KWIK HUS-EZ (KH-EZ) 3/4 (7 1/4)

Item number: not available

Maximum installation torque: 129 Nm

Hole diameter in the base material: 0.750 in.

Hole depth in the base material: 7.625 in.

Minimum thickness of the base material: 11.500 in.

Hilti KH-EZ screw anchor with 7.25 in embedment, 3/4 (7 1/4), Carbon steel, installation per ESR-3027

### 7.1 Recommended accessories

#### Drilling

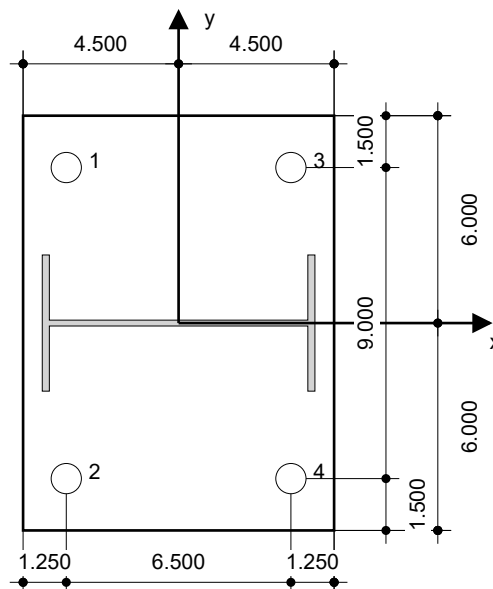
- Suitable Rotary Hammer
- Properly sized drill bit

#### Cleaning

- Manual blow-out pump

#### Setting

- Torque wrench
- Hilti SIW 9-A22 Impact Wrench



#### Coordinates Anchor [in.]

Anchor	x	y	C <sub>-x</sub>	C <sub>+x</sub>	C <sub>-y</sub>	C <sub>+y</sub>
1	-3.250	4.500	7.250	13.750	14.500	5.500
2	-3.250	-4.500	7.250	13.750	5.500	14.500
3	3.250	4.500	13.750	7.250	14.500	5.500
4	3.250	-4.500	13.750	7.250	5.500	14.500



www.hilti.ca

---

Company:		Page:	10
Address:		Specifier:	
Phone   Fax:		E-Mail:	
Design:	407233 Sidewall FPs w/ Prying (4-Bolt)	Date:	12/1/2022
Fastening point:			

---

## 8 Remarks; Your Cooperation Duties

- Any and all information and data contained in the Software concern solely the use of Hilti products and are based on the principles, formulas and security regulations in accordance with Hilti's technical directions and operating, mounting and assembly instructions, etc., that must be strictly complied with by the user. All figures contained therein are average figures, and therefore use-specific tests are to be conducted prior to using the relevant Hilti product. The results of the calculations carried out by means of the Software are based essentially on the data you put in. Therefore, you bear the sole responsibility for the absence of errors, the completeness and the relevance of the data to be put in by you. Moreover, you bear sole responsibility for having the results of the calculation checked and cleared by an expert, particularly with regard to compliance with applicable norms and permits, prior to using them for your specific facility. The Software serves only as an aid to interpret norms and permits without any guarantee as to the absence of errors, the correctness and the relevance of the results or suitability for a specific application.
- You must take all necessary and reasonable steps to prevent or limit damage caused by the Software. In particular, you must arrange for the regular backup of programs and data and, if applicable, carry out the updates of the Software offered by Hilti on a regular basis. If you do not use the AutoUpdate function of the Software, you must ensure that you are using the current and thus up-to-date version of the Software in each case by carrying out manual updates via the Hilti Website. Hilti will not be liable for consequences, such as the recovery of lost or damaged data or programs, arising from a culpable breach of duty by you.