



INSTALLER TRAINING FOR ADHESIVE ANCHORS

Build skills progressively with Hilti's comprehensive installer training portfolio of on-demand courses



ADHESIVE ANCHOR INSTALLER TRAINING PORTFOLIO

BASIC ADHESIVE ANCHOR INSTALLER TRAINING

2-hour in-person or E-learning training course offering basic manufacturer's installer training for installing Hilti adhesive anchors (Hilti Academy course available in EN, ES, FR)

The course covers anchor installation and factors or site conditions that influence anchor performance, covering traditional manual installation as well as Hilti's innovative SafeSet system

After completing the course work learners will be required to show proficiency by completing a 34-question multiple choice exam

Learners will receive a digital basic Installer training card which is valid for 3 years

For more information contact your Hilti Account Manager or enroll directly on Hilti Academy by following the link below



ADVANCED ADHESIVE ANCHOR INSTALLER TRAINING

3-hour E-learning training course for advanced topics & applications for installing adhesive anchors (Hilti Academy course available in EN, ES, FR)

The course covers anchor installation and factors or site conditions that influence anchor performance.

The advanced course covers traditional applications and installations as well as overhead upward installations using the piston plug system

After completing the course work learners will be required to show proficiency by completing a 75-question multiple choice exam

Learners will receive a digital Advanced Anchor Installer training card, valid for 3 years

For more information contact your Hilti Account Manager or enroll directly on Hilti Academy by following the link below



ACI EQUIVALENT HILTI ADHESIVE ANCHOR INSTALLER CERTIFICATE

Hilti's Adhesive Anchor Installer Certification Program (HAAICP) provides installer training and certification to comply with ACI 318-14 (or CSA A23.3-19 Annex D) requirements for anchor installer training and skill validation (Available in EN, ES, FR)


The course covers anchor installation and the factors or site conditions that influence anchor performance as well as practical instruction on using the MP11 to install adhesive anchors in both downward or inverted (upward orientation) applications

Learners are required to complete coursework, score above 75% in the accompanying 75-question multiple choice exam, and display practical proficiency by successfully completing 2 anchor installations under the supervision of a certified HAAICP trainer

The downward installation, includes making & cleaning the hole, injecting the epoxy and setting the anchor element. The simulated overhead or vertical upward application is performed into a clear acrylic tube using a piston plug system

Successful participants will be included in our certified installers, database and receive a permanent ID card, identifying them as Certified ACI Adhesive Anchor Installers, valid for 5 years

For more information, *availability and cost, contact your Hilti Account Manager or Technical Services team



* The certification is a paid training course. To complete the certification, users must complete the course, score at least 75% in the exam and complete a hands-on skills validation, administered by a certified HAAICP trainer. The link can be used to complete the course and exam online, but participants should ensure availability of the in-person component of the certification in advance.



Hilti, Inc. 1-800-879-8000
en español 1-800-879-5000

www.hilti.com

LEADING THROUGH EDUCATION



- 2 **START LEARNING NOW**
- 3 **RESUME WHERE YOU LEFT OFF**

AAIC Overview_ENv2
SCORM
In this course you will learn you will learn how to correctly install adhesive anchors into concrete for typical applications

MPII_ENv2
SCORM
In this course you to find information

AAIC Exam_E
SCORM
You are required least 75%

Course survey
Survey

Navigating the training window

The course training window shows the relevant information. In the course description you will also find links to bilingual versions of the training. Select these to navigate to those versions.

Start the training by selecting **START LEARNING NOW**. The table of contents shows the course modules that must be completed.

When returning to the platform **RESUME WHERE YOU LEFT OFF** will take you to the last page and module you completed.

When you reach the end of a module **EXIT** the course and select the next module in the table of contents. The shaded module indicates the furthest progression

Completing the course

Once all requirements have been met the course window will display a red banner to **DOWNLOAD YOUR CERTIFICATE**.

The Hilti Certified trainer will receive a notification of the completion and confirm details for the hands-on validation.

to begin your course

ADHESIVE ANCHOR INSTALLER TRAINING

comprehensive E-Learning training program that forms the basis of the ACI equivalent Hilti Adhesive Anchor Installer exam and passing the hands-on validation administered by a Certified HAAICP trainer. **The E-Learning portion** exam the Certified HAAICP trainer will be notified to proceed with the Hands-on portion.

our la version Française ES - Para la versión en Español

TRAINING ON HILTI ACADEMY

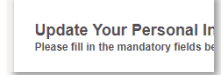


Hilti Academy is a digital training platform specifically developed to provide relevant skills training to operators and installers of construction equipment and products.

Hilti Academy is free to join providing 24/7 access to both free and paid training courses covering several relevant topics.

<https://academy.hilti.com>

Getting Started on Hilti Academy is easy!

1. To get started, follow the link, scan the QR-Code or visit academy.hilti.com. If visiting for the first time, select REGISTER from the Hilti Log in menu.
2. On the next screen add your email address, select a password, country of residence and accept the terms.
4. The system sends an automated email to verify the address. Check your email account and verify the email address, by selecting the link in the email.
5. Log in to Hilti Academy, agree to the Terms & Conditions. Update your personal info, like name and company as this is used to issue course certificates.



Using the platform

Most screens and functions can be reached through the User Menu, which is accessed from the (≡) in the top left corner of the screen.



The **LEARNER DASHBOARD** is designed to provide users with easy access to their courses, tasks and upcoming events.

From here you will see **MY TASK LIST**, which contains tasks assigned to you.

MY COURSES & LEARNING PLANS which contains the courses assigned to you.

You can select a course assigned to you or print certificates for completed courses.

The **COURSE CATALOGS** contain additional courses available on the platform. We offer a variety of courses for all skill levels. You can enroll into any free courses or follow the links to purchase paid courses from hilti.com.

Enterprise solutions

Hilti Academy supports enterprise features like central account management, allowing a training manager to add users, purchase courses in bulk and assign individual licenses to team members.

The training manager also has access to progress notifications for the group as well as access to completed certificates.

When purchasing for a team (Buying for others) the system automatically designates the purchaser as the training manager and adds the number of licenses to the account. The training manager can distribute these licenses amongst the team.

Team Managers **MANAGE THE PLATFORM** from their home page so can then select:

- MANAGE LEARNERS** Add members to their team
- ENROLL LEARNERS** Enroll Learners into purchased courses

Need Support?

please contact Academy@hilti.com, referencing your email address and company or account information.

You can change your name or platform preferences like language from the (≡) User Menu (top left of the page) & selecting **My Profile**.

