



January 15, 2018

RE: New Hilti HIT-HY 270 SafeSet Adhesive Anchoring System replaces HIT-HY 70 Adhesive Anchoring System.

To Whom It May Concern,

The new Hilti HIT-HY 270 Adhesive Anchoring System is now available as a direct replacement for Hilti HIT-HY 70 Adhesive Anchoring System in masonry applications. Hilti HIT-HY 70 has been set to phase-out status.

The Hilti HIT-HY 270 Adhesive Anchoring System is a fast cure hybrid mortar with superior load performance in masonry, and offers contractors improved installation reliability with Hilti SafeSet™ technology. Hilti SafeSet™ Technology includes a TE-CD or TE-YD Hilti hollow drill bit and Hilti VC 150 or VC 300 series vacuum, and can now be used in the following masonry base material types: Grout-filled CMU, hollow CMU, and hollow brick masonry. SafeSet™ technology eliminates the most load-affecting and time-consuming step in the installation process: cleaning the bore hole before injection of the hybrid mortar. HIT-HY 270 Adhesive Anchoring System now offers improved technical data such as top of grout-filled CMU, side of grout-filled CMU, and reduced spacing and edge distances in brick masonry.

For masonry anchoring applications, the HIT-HY 270 hybrid mortar has equivalent load values compared to HIT-HY 70 for the same published applications. For your reference, the attached published load capacity tables provide a comparison of HIT-HY 270 versus HIT-HY 70 in three different uses: face of grout-filled CMU, face of hollow CMU, and face of hollow brick masonry.

For additional information, please refer to the Hilti website or contact the Hilti Engineering Technical Services Department.

Hilti HIT-HY 270 product page: www.hilti.com/HY270
Hilti Technical Design Center: www.hilti.com/engineering

Hilti Engineering Technical Service – United States
(877) 749-6337 toll free
hnatechnicalservices@hilti.com

Hilti Engineering Technical Service – Canada
(800) 363-4458
CATechnicalServices@Hilti.hilti.com

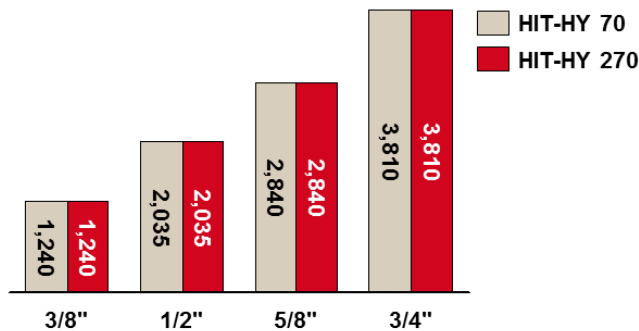
Regards,

Business Unit Anchors
Hilti North America

Hilti North America
7250 Dallas Parkway, Suite 1000
Plano, TX 75024

1-800-879-8000
www.us.hilti.com

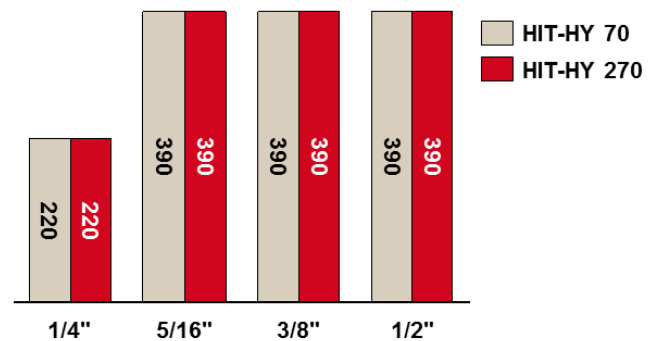
Allowable Tension Load Comparison (Pounds) –
Face of Grout-Filled Masonry Units



Values represent tension load at S_{cr} and C_{cr}

Source: ESR 2682 and ESR 4143

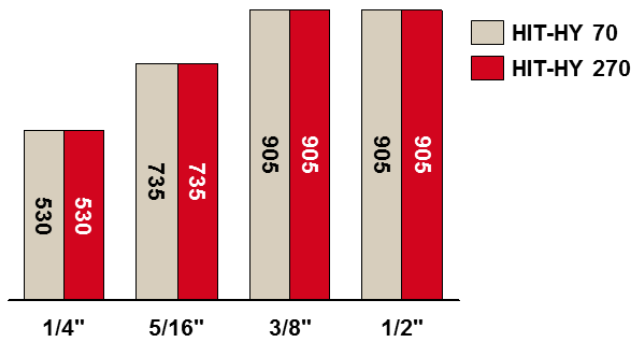
Allowable Tension Load Comparison (Pounds) –
Face of Hollow Concrete Masonry Units



Values represent tension load at S_{cr} and C_{cr}

Source: ESR 2682 and ESR 4143

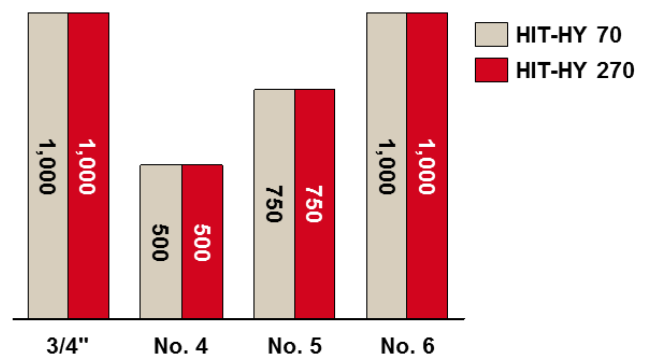
Allowable Tension Load Comparison (Pounds) –
Face of Hollow Brick Masonry



Values represent tension load at S_{cr} and C_{cr}

Source: ESR 2682 and ESR 4143

Allowable Shear Load Comparison (Pounds) –
Unreinforced Masonry



Values represent shear load at minimum embedment
and wall thickness

Source: ESR-3342 and ESR-4144