

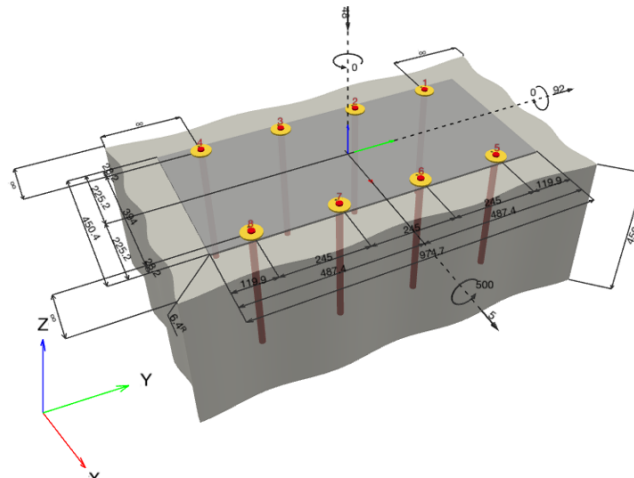
1 Input data

Anchor type and diameter:	HIT-HY 200-R V3 + HAS-U 8.8 M20
Return period (service life in years):	50
Item number:	not available (element) / 2262134 HIT-HY 200-R V3 (adhesive)
Gap filling with Hilti Filling Set M20	
Effective embedment depth:	$h_{ef,opti} = 400.0 \text{ mm}$ ($h_{ef,limit} = 400.0 \text{ mm}$)
Material:	8.8
Evaluation Service Report:	ETA 19/0601
Issued / Valid:	30/04/2021 -
Proof:	Design Method Nolasoft.Hilti.Profis3.Report.EXT
Seismic performance category:	C2
Seismic proof type:	5.3 a2) Elastic design
Seismic load percentage $\leq 20\%$:	no
Required DLS displacements:	Tension load $\delta_{N,req(DLS)} = 0.500 \text{ mm}$, Shear load $\delta_{V,req(DLS)} = 1.420 \text{ mm}$
Stand-off installation:	$e_b = 0.0 \text{ mm}$ (no stand-off); $t = 6.3 \text{ mm}$
Anchor plate ^R :	$l_x \times l_y \times t = 450.4 \text{ mm} \times 974.7 \text{ mm} \times 6.3 \text{ mm}$; (Recommended plate thickness: not calculated)
Profile:	no profile
Base material:	cracked concrete, C25/30, $f_{c,cube} = 30.00 \text{ N/mm}^2$; $h = 450.0 \text{ mm}$, Temp. short/long: 40/24 °C
Installation:	hammer drilled hole, Installation condition: Dry
Reinforcement:	no reinforcement or reinforcement spacing $\geq 150 \text{ mm}$ (any \emptyset) or $\geq 100 \text{ mm}$ ($\emptyset \leq 10 \text{ mm}$) no longitudinal edge reinforcement Reinforcement to control splitting according to EOTA TR 029, 5.2.2.6 present.




^R - The anchor calculation is based on a rigid anchor plate assumption.

Geometry [mm] & Loading [kN, kNm]



ANCHOR ☆ ^

Family
 HIT-HY 200-R V3 + HAS-U >

Type
 HIT-HY 200-R V3 + HAS-U 8.8 HDG ▾


Size
 M20 ▾

[View ETA](#)

Embedment depth h_{ef}
 400 mm ▾

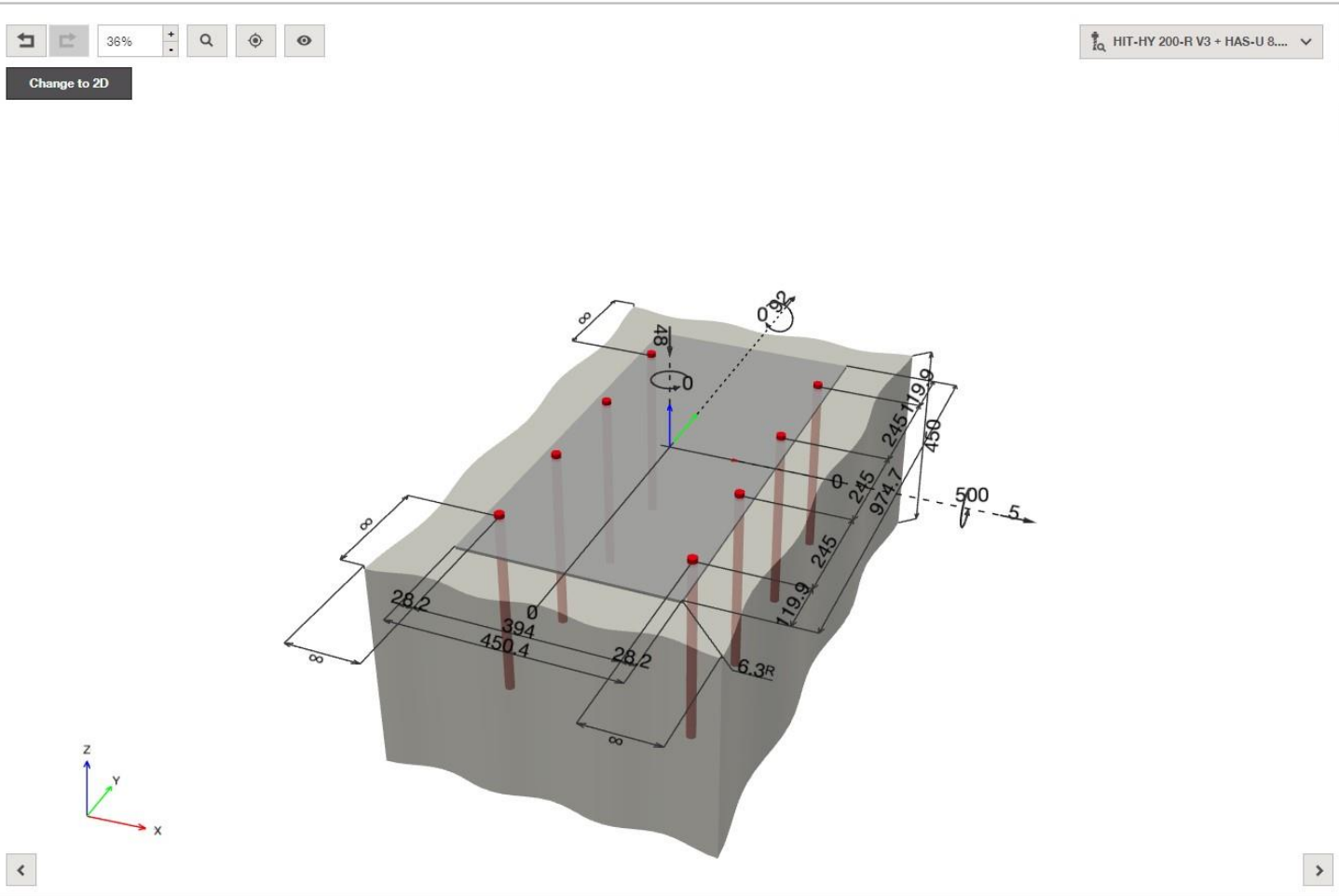
LAYOUT ☆ ^



Rotation
 90° ▾ 

INSTALLATION ☆ ^






Fill holes ⓘ





[Create report](#) →




MESSAGES ^

-  Anchor arrangement is not covered by guideline. Please select design method Hiti SOFA.
-  Not all design results are valid. Report export is therefore not possible. Please change an input or delete a specific load combination if report export is needed.
-  No standard item number available. Please contact Hiti to check feasibility of supply.
-  This anchor can be installed with Hiti vacuum cleaner + hollow drill bit system which automatically cleans the borehole while drilling.
-  ^R - The anchor calculation is based on a rigid anchor plate assumption.

N°	Name	Type	Forces [kN]			Moments [kNm]			Utilization				
			Vx	Vy	N	Mx	My	Mz	T	S	C	Max	
1	Combination 1		5	92	-48	500	0	0					


ANCHOR ☆ ^

Family
 HIT-HY 200-R V3 + HIT-Z 100 Years

Type
 HIT-HY 200-R V3 + HIT-Z-F 100 Y...

Size
 M20

View ETA

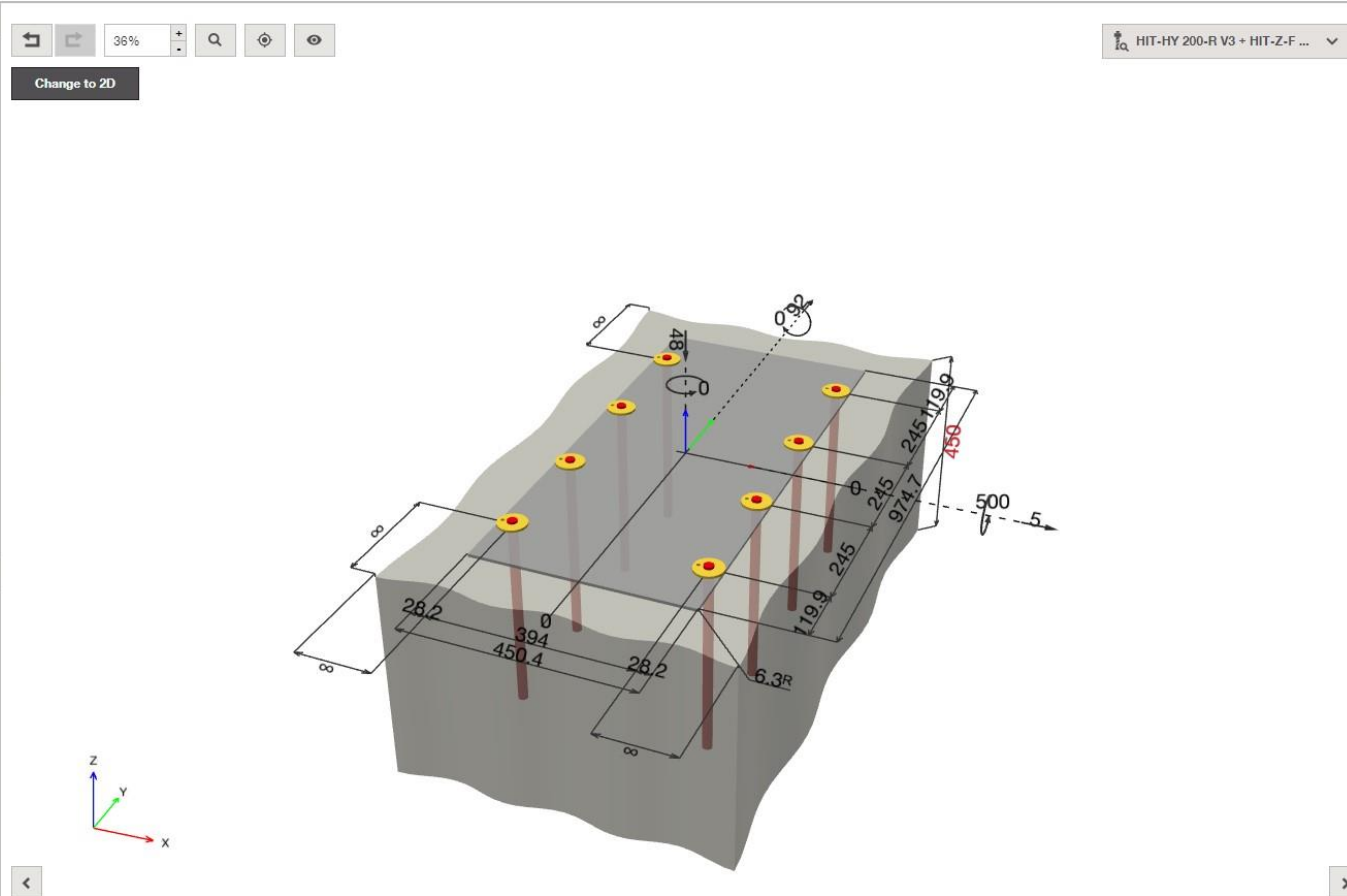
Embedment depth h_{ef}
 400 mm

LAYOUT ☆ ^

Rotation
 90 °

INSTALLATION ☆ ^










- Fill holes
- Fill holes with SOFA
- Hilti filling set



N°	Name	Type	Forces [kN]			Moments [kNm]			Utilization				
			Vx	Vy	N	Mx	My	Mz	T	S	C	Max	
1	Combination 1		5	92	-48	500	0	0					

Create report →

MESSAGES ^

-  hef is outside of approved values (100 mm; 220 mm).
-  Base material thickness is too small (min = 500 mm).
-  The annular gap is filled for seismic design to allow higher shear resistance. You may disable this in the anchor layout tab.
-  The design is only valid for HIT-HY 200-R V3 + HIT-Z-F 100 Years M20 with total anchor length ≤ 250 mm
-  Not all design results are valid. Report export is therefore not possible. Please change an input or delete a specific load combination if report export is needed.
-  No standard item number available. Please contact Hilti to check feasibility of supply.
-  This anchor can be installed with Hilti vacuum cleaner + hollow drill bit system which automatically cleans the borehole while drilling.
-  R - The anchor calculation is based on a rigid anchor plate assumption.
-  Smart Anchor Plate Selector: Your current design requirements do not allow some of the suggested anchors to be used. If you want to enable the above anchors, consider changing your requirements to default setting.